



Auto Crane

Parts Listing

1923

DISCONTINUED No Parts Are Available

Visit www.castleequipment.com and view the Weaver History Page for additional details

Presented as courtesy by:

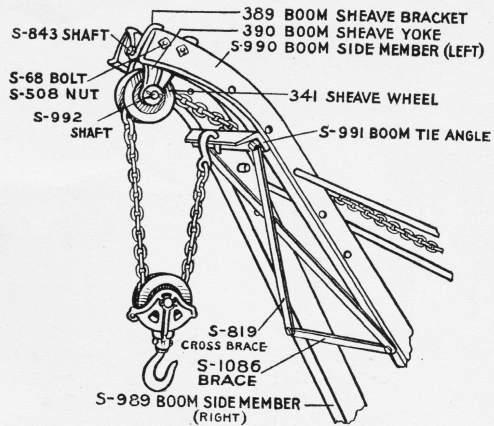


TOLL-FREE: 888-274-8490
TELEPHONE: 815-458-6216
FAX: 815-458-9350
E-MAIL: CASTLE@AMERITECH.NET
WEBSITE: WWW.CASTLEEQUIPMENT.COM
P.O. Box 3; BRAIDWOOD, IL 60408

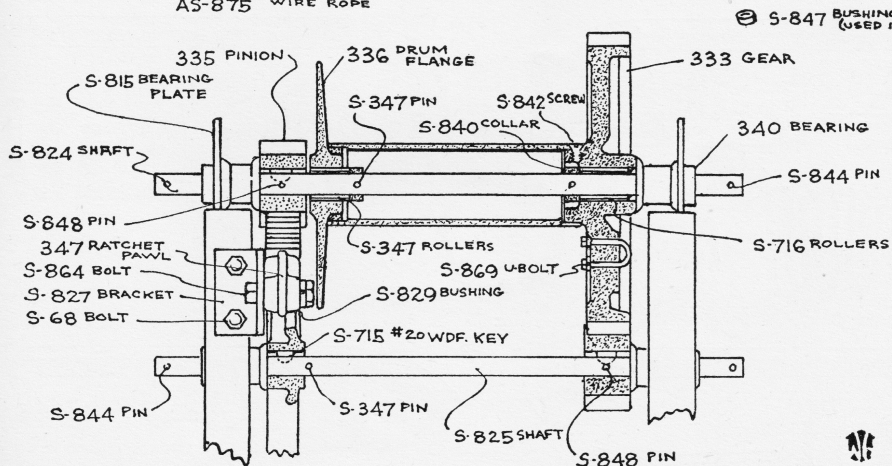

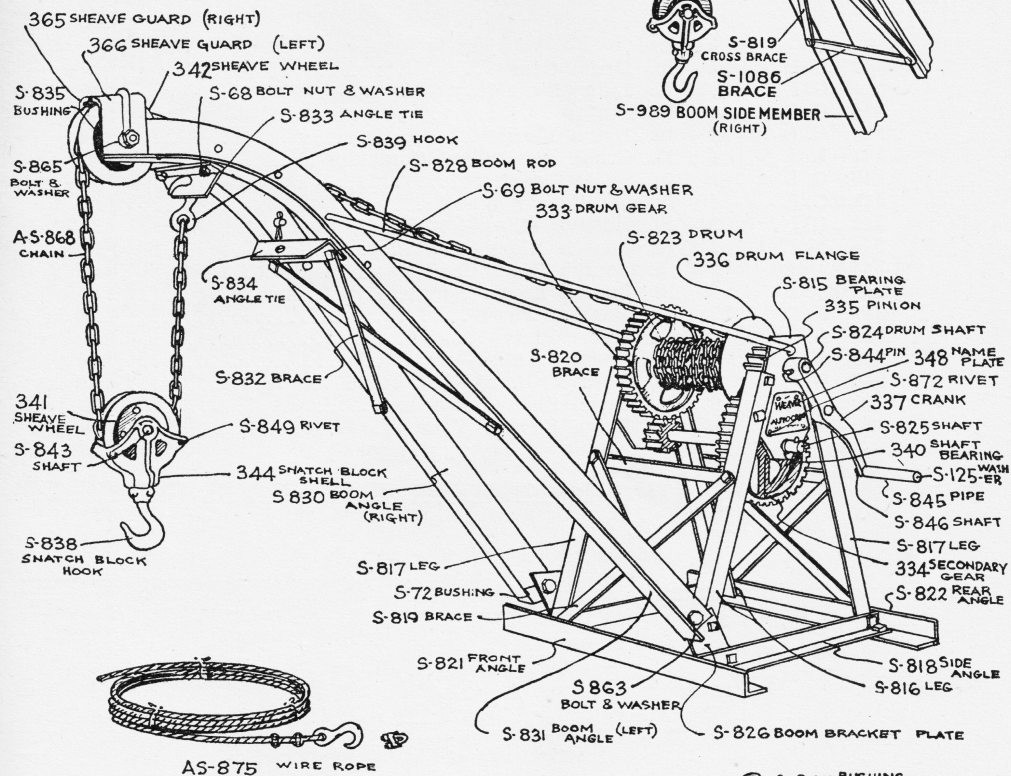
WEAVER AUTO CRANE

ORDER ALL REPAIRS BY NUMBER ONLY

New Style Boom with Swivel Head



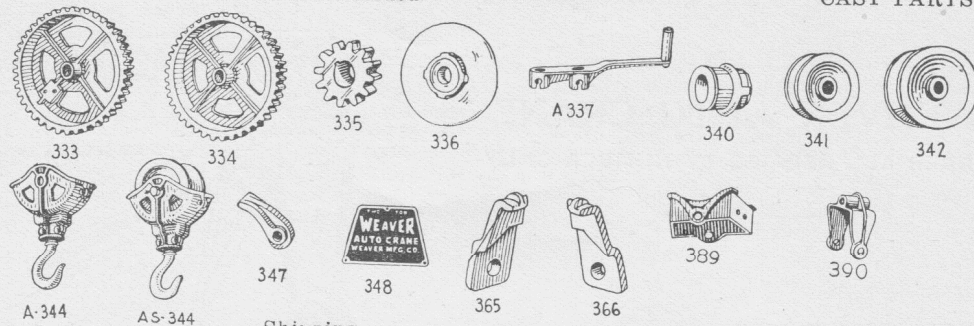
Old Style Boom



ALL REPAIR PARTS C. O. D.

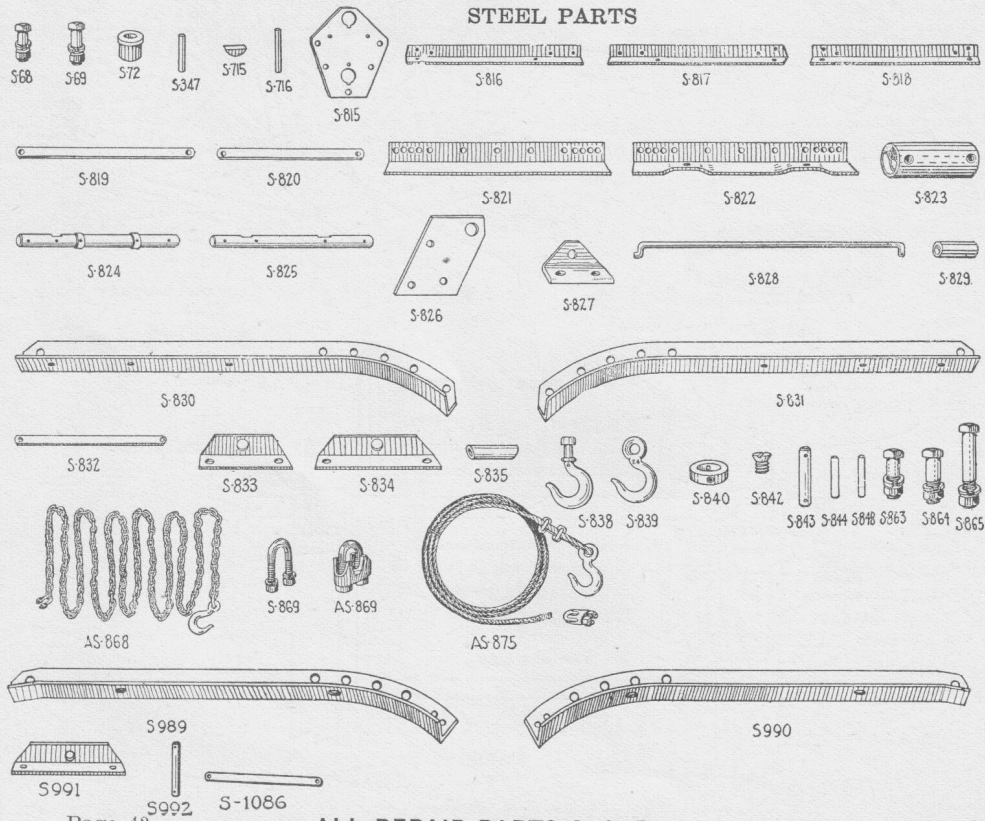
WEAVER AUTO CRANE—Continued.

CAST PARTS



No.	Mat.	Shipping Weight.	Description.	Price Each.
333	G. I.	27 lb.	Drum Gear	\$7.00
334	G. I.	22½ lb.	Large Secondary Gear on Lower Shaft.....	6.00
335	G. I.	4½ lb.	Pinion	1.50
336	G. I.	10 lb.	Drum Flange	2.50
A-337	Mal.	4 lb.	Crank Assembled Complete.....	2.00
340	G. I.	1 lb.	Shaft Bearing60
341	G. I.	4½ lb.	5" Sheave Wheel.....	1.00
342	G. I.	8½ lb.	Sheave Wheel for End of Boom.....	1.20
344	Mal.	1¼ lb.	Snatch Block Side Plate.....	.50
A-344	Mal.	2½ lb.	Snatch Block Shell Assembled with Hook...	2.00
AS-344	Mal.	4 lb.	Snatch Block Complete with Sheave.....	3.00
347	G. I.	15 oz.	Ratchet Pawl40
348	G. I.	2 oz.	Name Plate40
365	G. I.	2 lb.	Sheave Guard—right60
366	G. I.	2 lb.	Sheave Guard—left60
389	Mal.	4½ lb.	Boom Sheave Bracket.....	2.00
390	Mal.	2¾ lb.	Boom Sheave Yoke.....	1.60

STEEL PARTS



WEAVER AUTO CRANE—Concluded.

No.	Mat.	Shipping Weight.		Description.	Price Each.	
S- 68	St.	9	oz.	$\frac{1}{2} \times 1\frac{1}{4}$ " Machine Bolts (28 in all).....	\$0.10	
S- 69	St.	10	oz.	$\frac{1}{2} \times 1\frac{1}{2}$ " Machine Bolts (8 in all).....	.10	
S- 72	St.	3	oz.	Boom Bushing $1\frac{1}{4}$ " Dia. x 1" long.....	.20	
S-347	St.	1	oz.	Drum Shaft Collar Pin & Shaft Rollers....	.10	
S-715	St.	1	oz.	Shaft Key10	
S-716	St.	1	oz.	Drum Shaft Roller $\frac{1}{4}$ " Dia. x $1\frac{1}{2}$ " long....	.10	
S-815	St.	7 $\frac{1}{2}$	lb.	Bearing Plate	4.00	
S-816	St.	9 $\frac{1}{2}$	lb.	Leg Right, Rear and Left Front.....	2.00	
S-817	St.	9 $\frac{1}{2}$	lb.	Leg Left, Rear and Right Front.....	2.00	
S-818	St.	9 $\frac{1}{4}$	lb.	Lower Side Angle.....	2.00	
S-819	St.	3 $\frac{1}{2}$	lb.	Cross Brace60	
S-820	St.	2 $\frac{1}{4}$	lb.	Top Brace60	
S-821	St.	18	lb.	Bottom Front Angle.....	3.00	
S-822	St.	18	lb.	Bottom Rear Angle.....	3.00	
S-823	St.	11	lb.	Winding Drum	3.00	
S-824	St.	9 $\frac{1}{8}$	lb.	Drum Shaft	2.50	
S-825	St.	9 $\frac{1}{4}$	lb.	Lower Shaft	2.50	
S-826	St.	3	lb.	Boom Bracket Plate.....	1.00	
S-827	St.	1 $\frac{1}{4}$	lb.	Pawl Bracket60	
S-828	St.	6	lb.	Boom Rod	1.20	
S-829	St.	2	oz.	Pawl Bushing20	
S-830	St.	36	lb.	Boom Angle—right	} Obsolete—should be ordered only when boom with- out swivel head is desired. {	8.00
S-831	St.	36	lb.	Boom Angle—left		8.00
S-832	St.	2 $\frac{3}{8}$	lb.	Boom Cross Brace.....		.60
S-833	St.	3	lb.	Boom Angle Tie—top....		.80
S-834	St.	4 $\frac{1}{4}$	lb.	Boom Angle Tie—bottom		1.00
S-835	St.	7	oz.	Sheave Bushing 3 $\frac{5}{16}$ " long.....		.40
S-838	St.	1 $\frac{3}{4}$	lb.	Snatch Block Hook.....		.80
S-839	St.	1 $\frac{1}{2}$	lb.	Wire Rope or Chain Hook.....		.80
S-840	St.	4	oz.	Drum Shaft Collar.....		.20
S-842	St.	1	oz.	Drum Screw10
S-843	St.	11	oz.	Chain Sheave Shaft.....		.20
S-844	St.	1	oz.	Handle Pin $\frac{3}{8}$ " Dia. x $2\frac{1}{8}$ " long.....		.20
S-848	St.	1	oz.	Gear Locking Pin $\frac{1}{4}$ " Dia. x $2\frac{3}{4}$ " long.....		.10
S-863	St.	4	oz.	$\frac{5}{8} \times 2$ " Machine Bolt.....		.20
S-864	St.	5	oz.	$\frac{5}{8} \times 2\frac{1}{4}$ " Machine Bolt.....		.20
S-865	St.	10	oz.	$\frac{5}{8} \times 6\frac{1}{2}$ " Machine Bolt.....		.30
AS-868	St.	30	lb.	Lifting Chain Assembled Complete 26 ft. (for chain longer than 26 ft. add 25c per foot)..		7.50
S-869	St.	3	oz.	$\frac{3}{8} \times 1\frac{7}{8}$ " U. Bolt for Chain.....		.20
AS-869	St.	6	oz.	Wire Rope Clip.....		.25
AS-875	W. Rope	10	lb.	Wire Rope Assembled Complete 40 ft. (for wire rope longer than 40 ft. add 15c per additional foot)		7.50
S-989	St.	36	lb.	Boom Angle—right	} For boom with swivel head only. {	8.00
S-990	St.	36	lb.	Boom Angle—left		8.00
S-991	St.	4	lb.	Angle Tie Top40
S-992	St.	11	oz.	Sheave Shaft20
S-1086	St.	2 $\frac{1}{4}$	lb.	Bottom Cross Brace.....		.40

NOTE: Use of wire rope on chain is optional and both are not used on same machine.