



Hi-Speed Press Forging Press 32" and 42"

Parts Listing

1923


DISCONTINUED No Parts Are Available

Visit www.castleequipment.com and view the Weaver History Page for additional details

Presented as courtesy by:



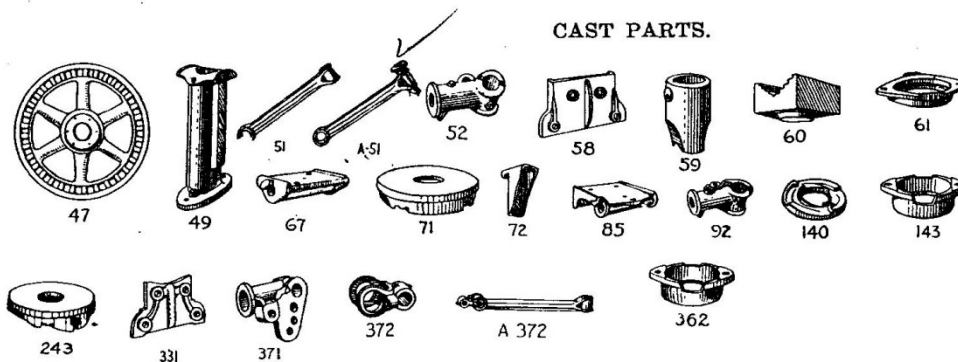
**TOLL-FREE: 888-274-8490
TELEPHONE: 815-458-6216
FAX: 815-458-9350
E-MAIL: CASTLE@AMERITECH.NET
WEBSITE: WWW.CASTLEEQUIPMENT.COM
P.O. Box 3; BRAIDWOOD, IL 60408**



WEAVER FORCING PRESS (32 inch Width)

ORDER ALL REPAIRS BY NUMBER
ONLY

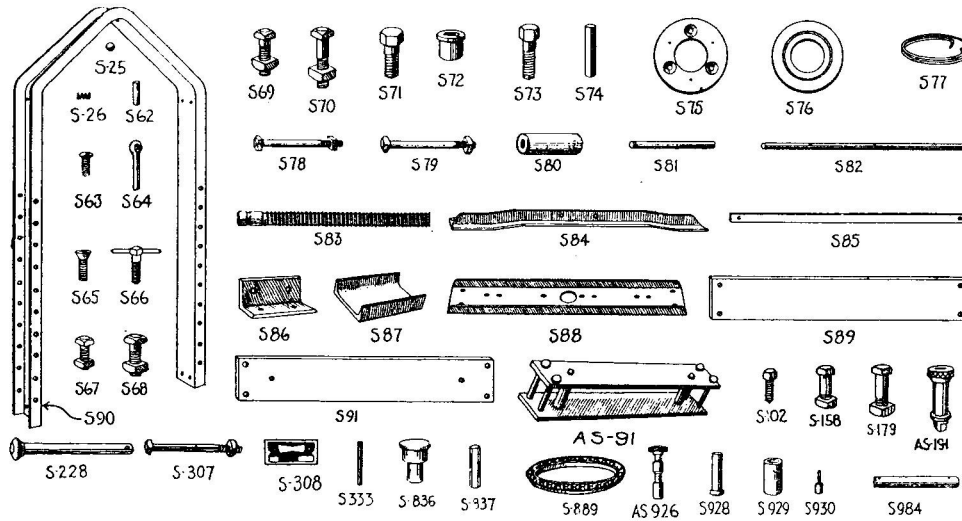
CAST PARTS.



No.	Mat.	Shipping Weight.	Description.	Price Each.
47.	G. I.	37 lb.	Hand Wheel Only.....	\$12.00
49	G. I.	24 lb.	Screw Sleeve	6.00
51	Mal.	1 1/4 lb.	Push Rod Only.....	2.00
A- 51		2 1/2 lb.	Push Rod Complete with No. S-191.....	3.00
52	G. I.	3 1/2 lb.	Lever Head (Obsolete, use No. 92).....	2.40
58	G. I.	4 1/4 lb.	Lower Frame Bracket (Obsolete, use No. 331) ..	.80
59	G. I.	4 1/2 lb.	Upper "V" Block.....	1.60
60	G. I.	6 lb.	Lower "V" Block.....	1.00
61	G. I.	3 1/4 lb.	Bearing Housing (Obsolete, use No. 143).....	2.00
67	G. I.	5 1/2 lb.	Lever Bracket (Obsolete, use No. 85).....	2.00
71	G. I.	18 1/2 lb.	Forcing Plate (Obsolete, use No. 243).....	5.00
72	C. S.	2 lb.	Adjustable Work Support.....	1.60
85	Mal.	5 1/2 lb.	Lever and Frame Bracket.....	2.00
92	Mal.	2 lb.	Lever Head (Obsolete, see AS-371).....	2.00
140	Mal.	1 1/2 lb.	Quick Release Bearing.....	1.20
143	G. I.	4 1/2 lb.	Bearing Housing (Obsolete, See 362).....	3.50
243	G. I.	25 1/2 lb.	Forcing Plate (New Style).....	5.00
331	G. I.	4 1/4 lb.	Lower Frame Bracket.....	.80
362	G. I.	4 1/2 lb.	Bearing Housing (New Style).....	3.50
371	Mal.	2 3/4 lb.	Lever Head	2.40
372	Mal.	1 lb.	Adjusting Link40
A-372	Mal.	3 1/2 lb.	Adjusting Link and Push Rod.....	3.50

WEAVER FORCING PRESS (32 INCH WIDTH)—Continued.

STEEL PARTS.




No.	Mat.	Shipping Weight.	Description.	Price Each.
S- 25	St.	4 oz.	5/16" Steel Balls (25 per set) used in No. 143..	\$ 0.90
S- 26	St.	1 oz.	Spring for Plunger Lock.....	.10
S- 62	St.	1 oz.	Dowel Pin thru No. S-75.....	.10
S- 63	St.	1 oz.	Set Screw thru No. 92.....	.10
S- 64	St.	1 oz.	Cotter Pin 1/4 x 1 1/4" thru No. S-81.....	.10
S- 65	St.	1 oz.	Bearing Plate Screw thru No. S-75.....	.10
S- 66	St.	1 oz.	3/8" Thumb Screw thru No. 59.....	.20
S- 67	St.	1 oz.	3/8 x 1" Bolt thru No. S-84 (use No. S-158).....	.10
S- 68	St.	3 oz.	1/2 x 1 1/4" Bolt thru Nos. S-90 and 331.....	.10
S- 69	St.	3 oz.	1/2 x 1 1/2" Bolt thru No. 85.....	.10
S- 70	St.	1/4 lb.	1/2 x 2 1/4" Bolt thru Nos. 49 and S-88.....	.20
S- 71	St.	3 oz.	5/8 x 1 1/4" Screw thru Nos. S-90 and 49.....	.10
S- 72	St.	3 oz.	Push Rod Bushing.....	.40
S- 73	St.	5 oz.	5/8 x 1 3/4" Screw thru S-72.....	.20
S- 74	St.	3 oz.	Screw Retaining Pin thru No. S-83.....	.20
S- 75	St.	1 1/4 lb.	Steel Bearing Plate.....	2.00
S- 76	St.	1 1/4 lb.	Bronze Thrust Bearing (Obsolete).....	2.80
S- 77	St.	1 oz.	Quick Release Spring.....	.40
S- 78	St.	1 1/4 lb.	3/4 x 7" Bolt for Bolster (Obsolete use No. S-307).....	.40
S- 79	St.	1 1/4 lb.	(Obsolete) See No. S-307.....	.30
S- 80	St.	1 lb.	Bolster Spacing Spool.....	1.00
S- 81	St.	2 lb.	1" Fulcrum Pin.....	1.00
S- 82	St.	4 3/4 lb.	Lever	1.60
S- 83	St.	16 3/4 lb.	Screw	12.00
S- 84	St.	10 1/2 lb.	Foot Piece	4.00
S- 85	St.	3 3/4 lb.	Foot Tie	1.00
S- 86	St.	2 3/4 lb.	Angle on Frame Tie.....	1.20
S- 87	St.	6 lb.	Channel Block	1.20
S- 88	St.	23 lb.	Frame Cross Brace.....	7.00
S- 89	St.	36 lb.	Bolster Plate (Obsolete, use No. S-91).....	7.20
S- 90	St.	115 lb.	Main Frame	30.00
S- 91	St.	36 lb.	Bolster Plate	7.20
AS- 91	St.	84 lb.	Bolster Complete, including End Pins No. S-228.....	12.00
S-102	St.	1 oz.	3/8 x 3/4" Cup Point Set Screw.....	.10
S-158	St.	3 oz.	3/8 x 1" Bolt thru No. S-84.....	.10
S-179	St.	2 oz.	1/2 x 1 3/4" Machine Bolt thru No. S-90 and 49....	.20
AS-191	St.	3/4 lb.	Drive Dog for No. 51.....	1.20
S-228	St.	1 1/4 lb.	3/4" Pin for No. S-91.....	.40
S-307	St.	1 1/4 lb.	1/2 x 7" Bolt (see No. S-80).....	.40
S-308	St.	1 oz.	Name Plate25

ALL REPAIR PARTS C. O. D.

Page 19

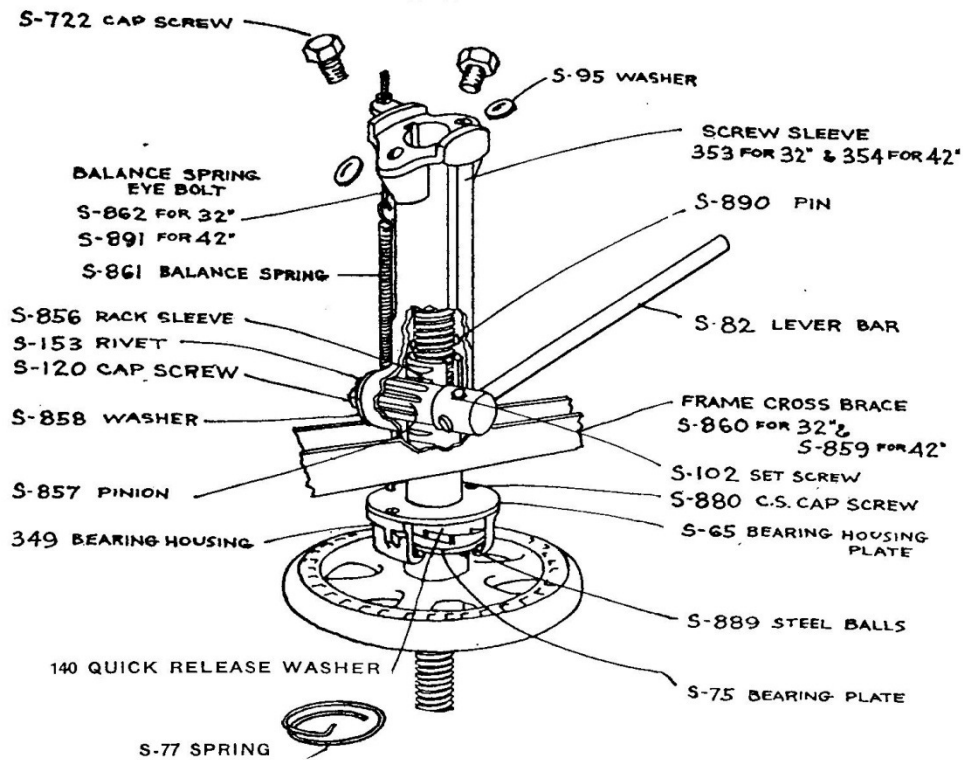
WEAVER FORCING PRESS (32 INCH WIDTH)—Concluded.

No.	Mat.	Shipping Weight.	Description.	Price Each.
S-836	St.	6 oz.	Push Rod Shoulder Pin thru No. 92.....	.40
S-837	St.	1 oz.	5/16 x 1 7/8" Pin thru No. 92.....	.10
S-889	St.	3 oz.	Balls in Retainer.....	2.00
AS-926	St.	1/2 lb.	Index Pin60
S-928	St.	4 oz.	Fulcrum Pin for Link.....	.30
S-929	St.	4 oz.	Bushing for Pitman.....	.30
S-930	St.	1 oz.	Plunger Lock10
S-984	St.	2 lb.	Fulcrum Pin for No. 371.....	1.00



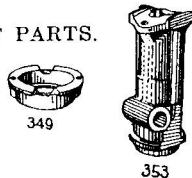
**WEAVER
HI-SPEED PRESS
AND HI-SPEED
ATTACHMENT
(32 inch Width)**

CAST PARTS



WEAVER HI-SPEED PRESS AND HI-SPEED ATTACHMENT (32 INCH WIDTH—Concluded.

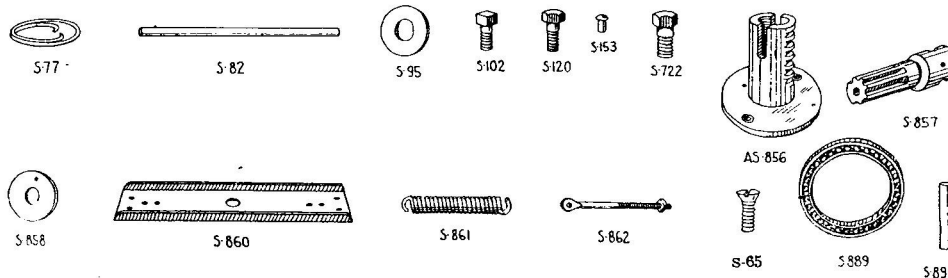
CAST PARTS.



NOTE.—All parts for 32 inch Hi-Speed Press other than those listed below are interchangeable on Weaver Regular and Hi-Speed Presses and will be found in the list of parts for Regular 32 inch Presses.

No.	Mat.	Shipping Weight.	Description.	Price Each.
349	G. I.	4½ lb.	Bearing Housing	\$3.00
353	G. I.	26¼ lb.	Screw Sleeve	8.00

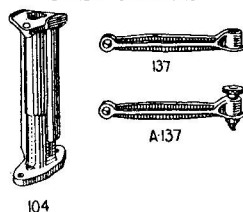
STEEL PARTS



No.	Mat.	Shipping Weight.	Description.	Price Each.
S- 77	St.	1 oz.	Quick Release Spring.....	\$0.40
S- 82	St.	4½ lb.	Lever Bar	1.20
S- 95	St.	1 oz.	9/16 x 1½" Washer.....	.10
S-102	St.	1 oz.	¾ x ¼" Set Screw in S-857.....	.10
S-120	St.	2 oz.	¾ x ¼" Hex Cap Screw in end of No. S-857....	.10
S-153	St.	1 oz.	Rivet 3/16 x ¼" in No. S-858.....	.10
S-722	St.	2 oz.	Cap Screw in No. 353.....	.10
AS-856	St.	4½ lb.	Rack Sleeve Assembled.....	6.00
S-857	St.	3½ lb.	Pinion	4.00
S-858	St.	3 oz.	Retaining Washer for No. S-857.....	.20
S-860	St.	23½ lb.	Frame Cross Channel.....	7.00
S-861	St.	1 lb.	Balance Spring80
S-862	St.	3 oz.	Balance Spring Eye Bolt.....	.40
S- 65	St.	1 oz.	C. S. Head Cap Screw thru AS-856 and 349....	.10
S-880	St.	2 oz.	C. S. Cap Screw.....	.10
S-889	St.	3 oz.	Balls in Retainer.....	2.00
S-890	St.	1½ lb.	Screw Retaining Pin thru No. S-83.....	.40


WEAVER FORCING PRESS (42 inch Width)

CAST PARTS



NOTE.—All parts other than those listed below are interchangeable on 42 inch and 32 inch Weaver Presses and will be found in the list of 32 inch Press Parts. The following are substituted for parts Nos. 49, 51, A-51, S-91, AS-91, S-88, S-84, and S-90 of the 32 inch Press respectively.

No.	Mat.	Shipping Weight.	Description.	Price Each.
104	G. I.	31 lb.	Screw Sleeve	\$7.50
137	Mal.	3¾ lb.	Push Rod	2.00
A-137		4 lb.	Assembly of Screw Sleeve and Ratchet Dog....	3.00



WEAVER PULLER CLAMP FOR PRESSES 9-Inch (Small) Size

CAST PARTS.

STEEL PARTS.



209



S-610



S-611



S-561



S-562

CAST PARTS.

No.	Mat.	Shipping Weight.	Description.	Price Each.
209	Mal.	1 3/4 lbs.	9" Supporting Blade Retainer.....	\$1.20

STEEL PARTS

No.	Mat.	Shipping Weight.	Description.	Price Each.
S-561	S	1 1/2 lbs.	Right hand Supporting blade (9" length).....	1.50
S-562	S	1 1/2 lbs.	Left hand Supporting blade (9" length).....	1.50
S-610	S	1 1/2 oz.	Thumb Screw, short, in top of No. 209.....	.20
S-611	S	3 oz.	Thumb Screw, long, in end of No. 209.....	.40

16-INCH (LARGE) SIZE



211



S-290



S-291



S-563



S-564

CAST PARTS.

No.	Mat.	Shipping Weight.	Description.	Price Each.
211	Mal.	4 1/4 lbs.	16" Supporting blade retainer.....	\$2.00

STEEL PARTS

No.	Mat.	Shipping Weight.	Description.	Price Each.
S-563	S	6 3/4 lbs.	Right Hand Supporting blade (16" length)....	2.80
S-564	S	6 3/4 lbs.	Left Hand Supporting blade (16" length)....	2.80
S-290	S	2 oz.	Thumb Screw, short, in top of No. 211.....	.40
S-291	S	5 oz.	Thumb Screw, long, in end of No. 211.....	.50